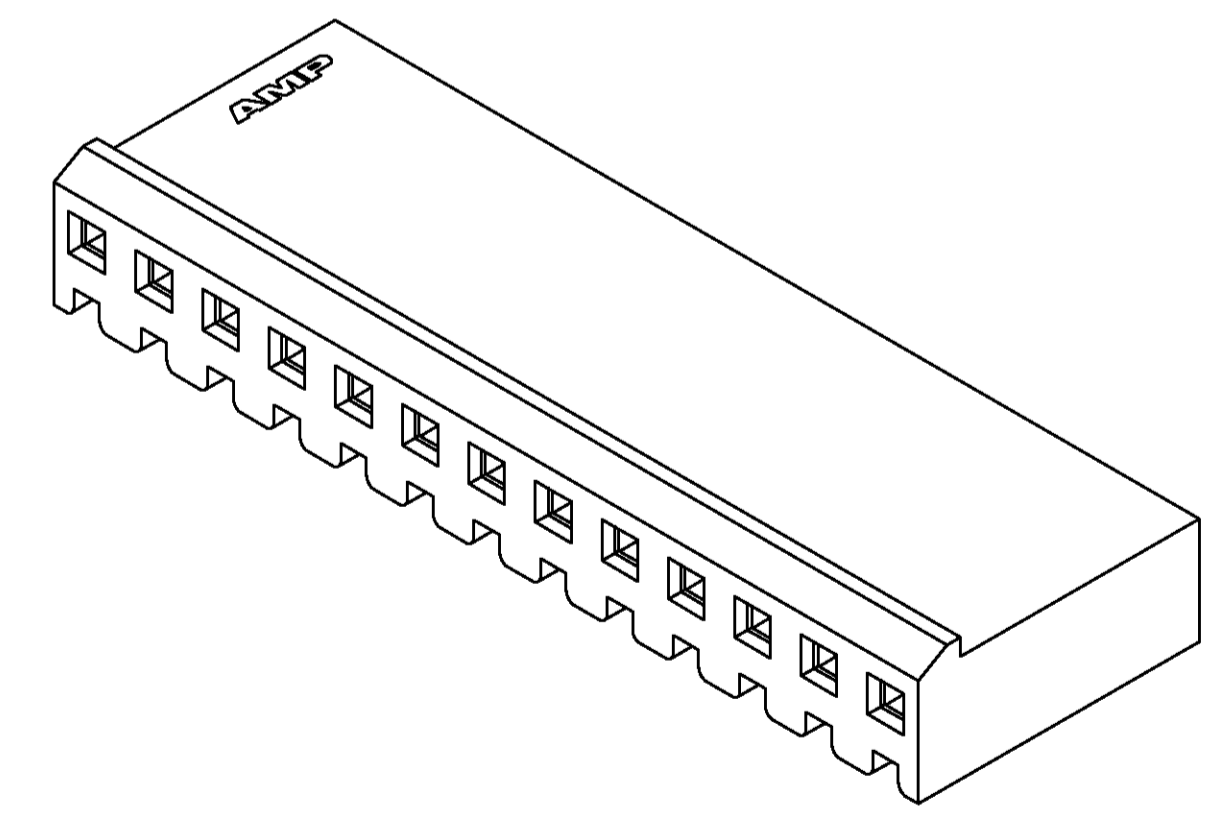
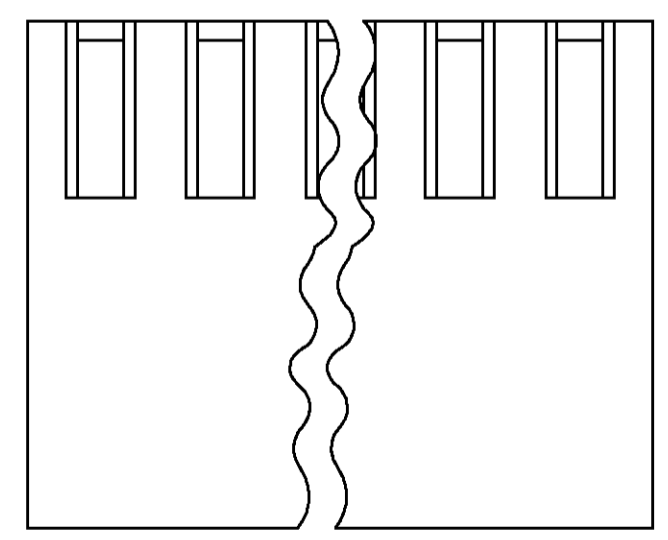
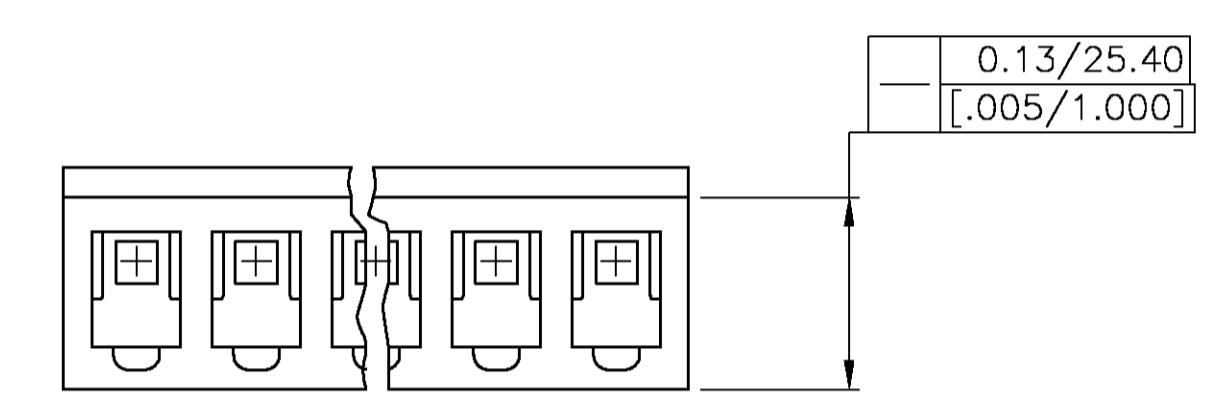
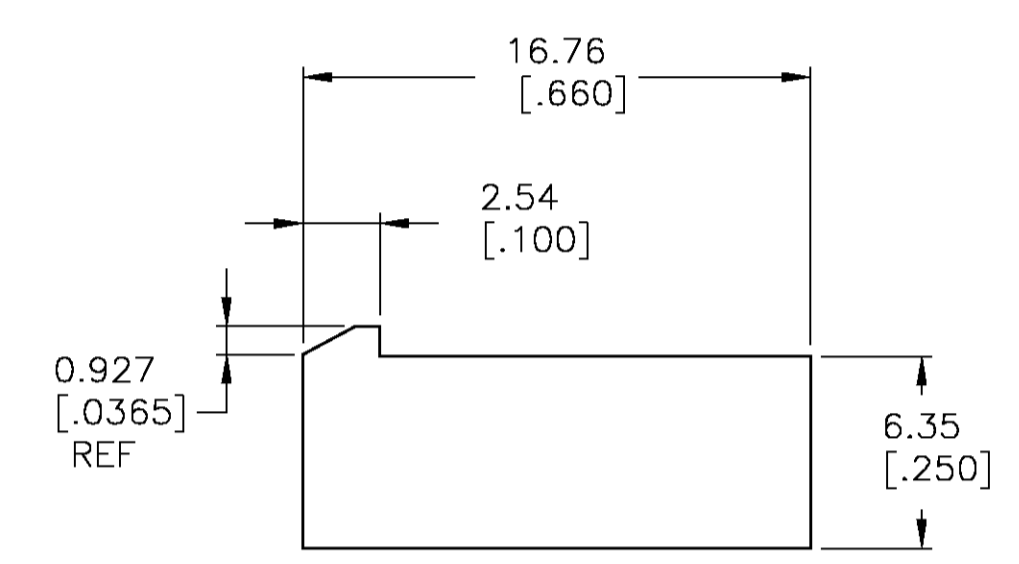
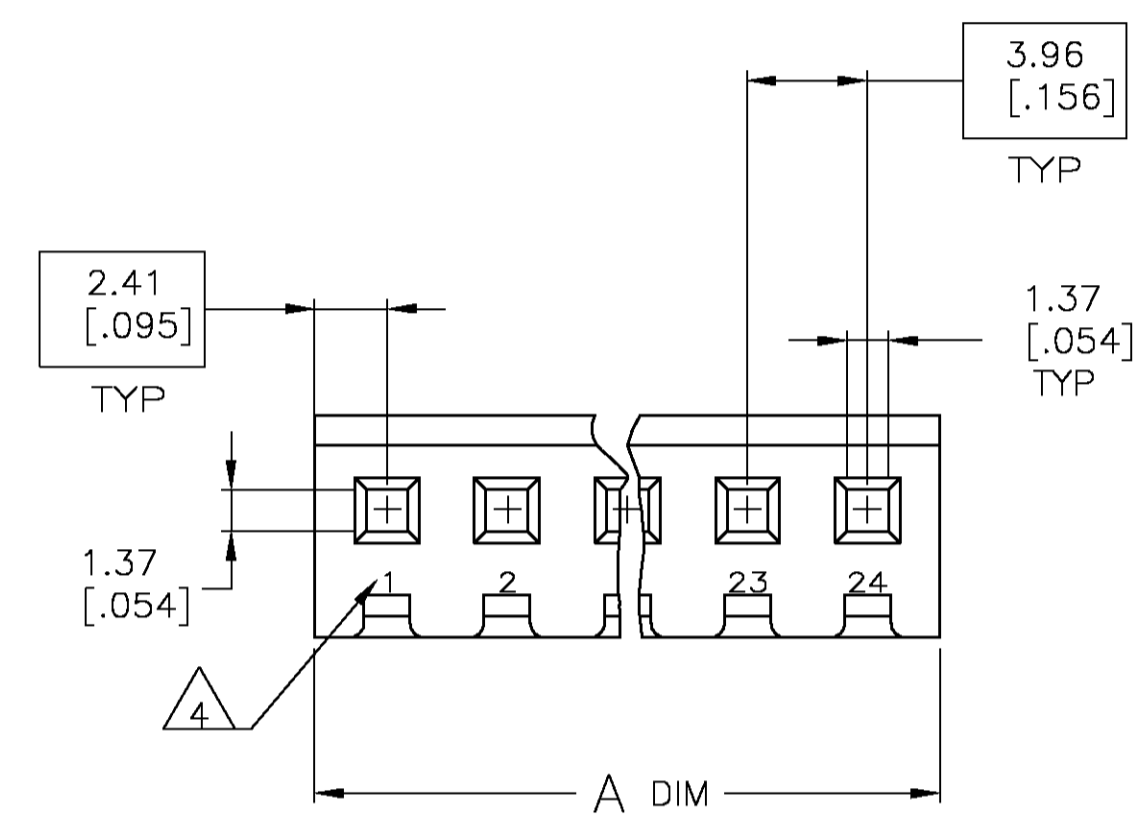


SCALE 10:1

- UNIT ACCEPTS 1.14 [.045] SQUARE OR ROUND POST.
- UNIT ACCEPTS STANDARD SL-156 CONTACTS.
- UNIT ACCEPTS KEYING PLUG 640254-1 AND KEYING PIN 640255-1.
- △ CIRCUIT I.D. NUMBER(S), TO BE LOCATED SEQUENTIALLY AS SHOWN.
- DIMENSIONS IN BRACKETS ARE IN INCHES.
- △ OPTIONAL CONSTRUCTION (BOTH CORNERS) UP TO 0.38 [.015] FOR P/N -1 THRU -5, UP TO 1.27 [.050] FOR P/N -6 THRU 2--4.
- ACCEPTS UP TO .110 INCH INSULATION WIRE.



3-DIMENSIONAL MODEL NTS

95.96	[3.778]	24	2-647401-4
92.00	[3.622]	23	2-647401-3
88.04	[3.466]	22	2-647401-2
84.07	[3.310]	21	2-647401-1
80.11	[3.154]	20	2-647401-0
76.15	[2.998]	19	1-647401-9
72.19	[2.842]	18	1-647401-8
68.22	[2.686]	17	1-647401-7
64.26	[2.530]	16	1-647401-6
60.30	[2.374]	15	1-647401-5
56.34	[2.218]	14	1-647401-4
52.37	[2.062]	13	1-647401-3
48.41	[1.906]	12	1-647401-2
44.45	[1.750]	11	1-647401-1
40.49	[1.594]	10	1-647401-0
36.53	[1.438]	9	647401-9
32.56	[1.282]	8	647401-8
28.60	[1.126]	7	647401-7
24.64	[.970]	6	647401-6
20.68	[.814]	5	647401-5
16.71	[.658]	4	647401-4
12.75	[.502]	3	647401-3
8.79	[.346]	2	647401-2
4.83	[.190]	1	647401-1
A ±0.25 [.010]		NO. OF CIRCUITS	PART

THIS DRAWING IS A CONTROLLED DOCUMENT.

DIMENSIONS: mm [INCHES]	TOLERANCES UNLESS OTHERWISE SPECIFIED:	0 PLC ± -	1 PLC ± -	2 PLC ± -	3 PLC ± 0.13 [.005]	4 PLC ± -	ANGLES ± 0.30°	FINISH -
MATERIAL: NYLON, UL94V-0, NAT		DWN L. McEACHIN 28MAR00 CHK J. ELLIS 28MAR00 APVD J. ELLIS 28MAR00 NAME Tyco Electronics Corporation Tyco Electronics Corporation Harrisburg, Pa 17105-3508 PRODUCT SPEC HOUSING WITH LOCKING RAMP, SL-156, FOR LARGE WIRE INSULATION APPLICATION SPEC SIZE A1 00779 C=647401 WEIGHT CUSTOMER DRAWING SCALE 4:1 SHEET 1 OF 1 REV B						